

Clumber Spaniel Club Health Survey 2014

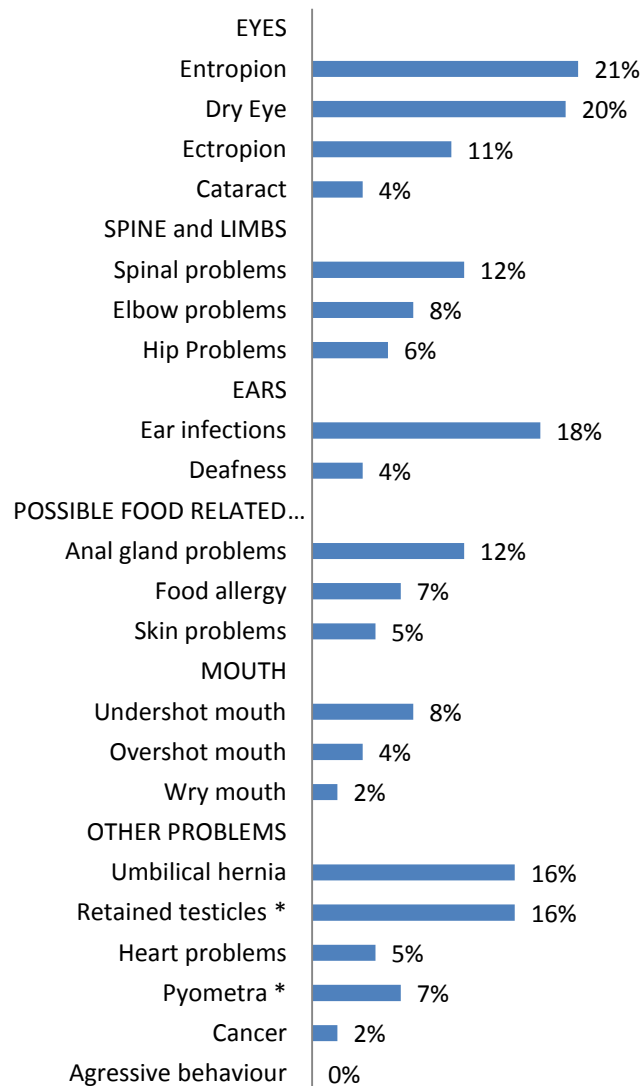
Summary of Results

RESPONSE RATE

Survey forms were sent to all Club members, published on the Club website and sent to the Working Clumber Spaniel Society for circulation to their members. A total of 97 completed forms were returned. Of these one was sent from Australia and three were for imported dogs. There were 59 forms for bitches and 38 for dogs.

Forms had been collected over a period of more than 6 months. Respondents were not asked the age of the dog nor were the forms dated on receipt therefore it is not possible to calculate the age of the dog at the time of completing the form. However we can say that the youngest dog was born in May 2014 and the oldest in June 1996.

SUMMARY OF RESULTS (* indicates percentage of dogs or bitches as appropriate)



WEIGHT

Weights were provided for 35 dogs and 58 bitches. Of these one of the dogs was a puppy born in May 2014 which was excluded from these calculations. The average weights were calculated and are shown below together with the data from the 2013 Weight Survey, which had required confirmation by a Vet, for comparison.

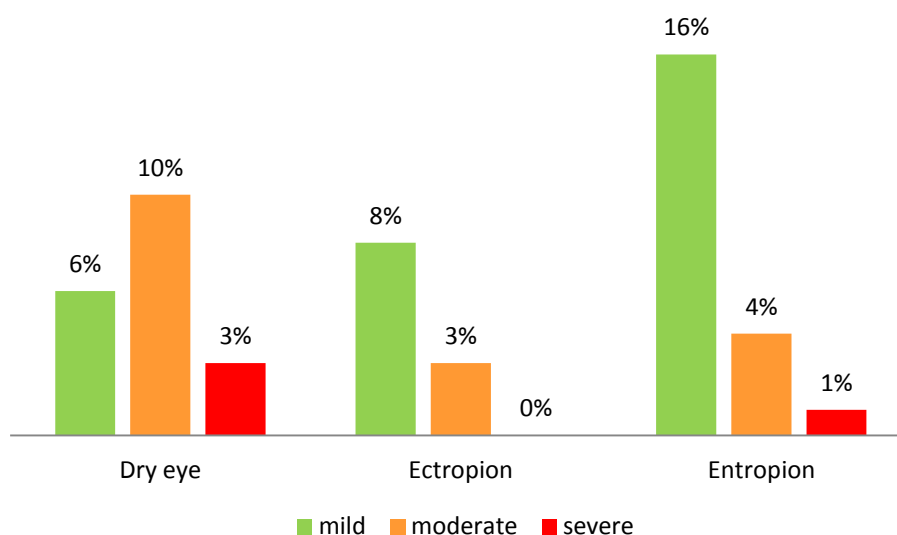
	Dogs	Bitches
Average weight from 2013 Weight Survey (Confirmed by Vet)	28.97kgs	25.37kgs
Average weight from 2014 Health Survey (Measured by owner)	29.77kgs	25.25kgs

In this study 16.5% of the dogs weighed above the ideal weights included in the KC Breed Standard (34kg for dogs and 29.5kg for bitches). This is an improvement on the previous weight survey where 18% were above the ideal weights.

EYES

More than half of the dogs in this study (57%) reported no problems with their eyes.

The most common eye conditions reported were: Dry Eye (20%) Entropion (21%) and Ectropion (11%). Some dogs had more than one of these three conditions, so that when taken together 36 dogs (38%) were affected to some degree. The symptoms were classified by the owners as mild, moderate or severe for each condition and this is shown below expressed as a percentage of the total number of dogs in the survey. Four dogs had had one operation with a successful outcome; and one other had had three operations "for entropion" which the owner had described as "severe".



There were no reports of Distichiasis. Less common problems reported were:

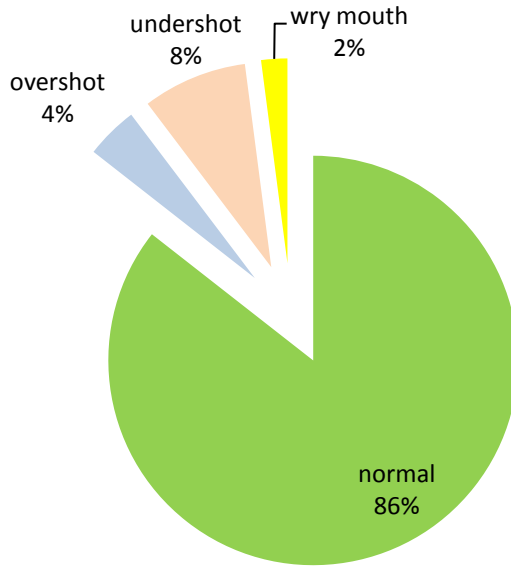
Cherry Eye	x 1	Operation at one year old
Trichiasis	x 1	Left eye required corrective surgery
Cataract	x 4	Minimum age 6 years. Two identified during routine eye test

MOUTHS

The majority of dogs (86%) were reported as having normal mouths. Although this included two who had lost teeth due to accident or trauma.

The remaining 14 dogs had various conditions as shown in the pie chart.

Owners were asked to specify the severity of the problem. There was one “severely overshot”; one “moderately overshot”; and one was “moderately undershot”. All the others were described as “mild”, including one owner whose dog was overshot who said that the condition was “slowly correcting itself” as it matured.

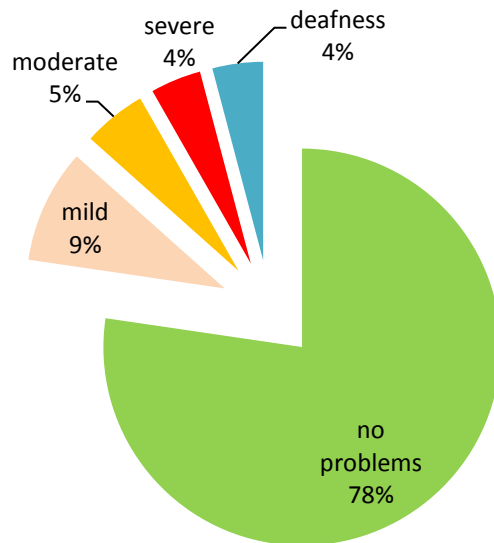


EARS

In this survey 78% of the dogs had had no problems with their ears.

Four dogs (4%) were described as deaf or selectively deaf and all of these were over 10 years old. The owner of one of these said there had been previous problems with “dirty ears – very narrow ear canals”

Other problems ranged from wax build-up to severe bacterial infections and were classified by the owner as mild, moderate or severe which is shown in the pie chart. One dog had had both ear canals removed at age 5 years following a ear infection that was “resistant to treatment”.



SPINAL PROBLEMS

Two dogs were reported as having spinal problems as a result of an accident. Descriptions have been copied from the forms.

As a result of a collision	Dog 3 years: "Following collision - until then fine. Pin in left front elbow. Removal of C2- C3 discs - excellent although slowing down now" (7 yrs)
	Dog 6 years: "Compacted disc due to collision with door, rest with anti-inflammatory and pain killers, on-going"

A further 12 dogs (12%) had problems at various positions in the back and these are shown on the following page. Note the age shown is the age at which the problem first developed.

Required Surgery	Dog 4 years: "right sided dorsal hemilaminectomy + removal of intervertebral disc material. Surgery very good outcome - fully mobile"
	Bitch 6 years: "Surgery good outcome C2-C3"
	Dog 8 years: "Degenerative disc disease. Operated on C2+C3 removed gained mobility again"
	Bitch 6 years: "L1 and L2 operated on. V. Good outcome"
	Bitch 5 years: "Lesion between T3 and L3. Collapse & compression T11-T13. Operated. V.good outcome"
Slipped Disc – no surgery	Bitch 4 years: "slipped disc. Conservative treatment recovered without need for surgery."
	Dog 4 years: "Prolapsed disc at L2 treated with rest and pain relief; resolved nil reoccurrence"
	Dog 4 years: "Slipped disc. Rest, physio followed by gradual build up of exercise"
Other spinal problems	Bitch 2 years: "difficulty walking and getting into position for defaecation problem in neck area. Metacam and rest. No reoccurrence"
	Dog 3 years: "Has had bouts of rear misalignment after too boisterous exercise. Visit to Chiropractic"
	Dog 9 years: "Spondylosis. Initial treatment with Metacam. To date has had no serious further problems. Has 5x Beaphan Glucosamine easy treats daily . Still very active for age."
	Bitch 10 years: "one episode of paralysis which was deemed to be from a spinal issue . Crate rest for weeks and she was fine."

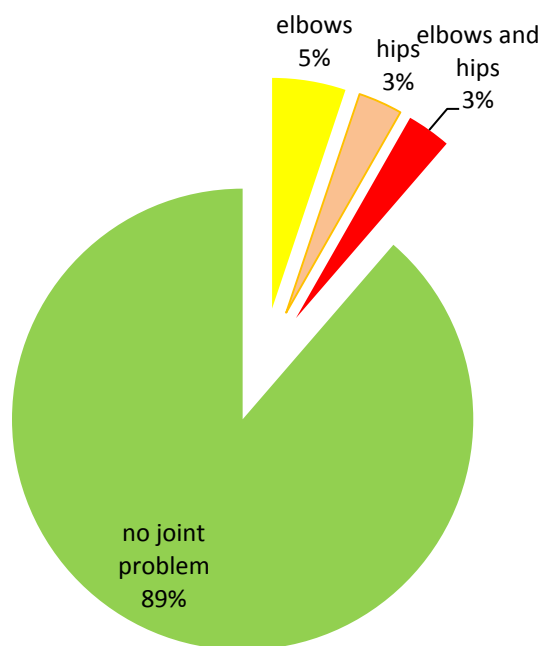
ELBOWS and HIPS

The majority of dogs in this survey (89%) reported no specific problems with elbows or hips, although two dogs of 14 years and 15 years were reported as “stiffening with old age”

There were five dogs with problems with their elbows, four had degrees of arthritis and the other had had x-rays and medication with “no definite outcome”.

Two dogs had arthritic hips and one other required anti-inflammatory drugs “during the shooting season”.

Three dogs had arthritis in both hips and elbows.



UMBILICAL HERNIA

Sixteen of the dogs in this survey (16%) were reported as having an umbilical hernia. All were described as ‘mild’ except one which was described as ‘severe’. Only three dogs had had an operation to resolve the problem.

RETAINED TESTICLES

Six of the total of 37 dogs (16%) were described as having problems with retained testicles, although one dog had his drop at 10 months. One dog had had surgery to remove the retained testicle.

PYOMETRA

Four of the 59 bitches (7%) in this survey had suffered with Pyometra. One had pyometra on her first season which was treated with antibiotics with no recurrence; and a second who was aged 10 years who had surgery with no further problems (this bitch had vaginal and mammary tumours at the same age – see note below on cancer). The other two were both spayed.

HEART PROBLEMS

There were five reports of heart problems (5% of all dogs in this survey). Three were described as having “mild” symptoms, of which one was being treated for hypothyroidism. One was described as having a “Grade 2 murmur (left mitral) at 5 years”. The fifth was aged seven years when diagnosed with dilated cardiomyopathy (DCM) and died 6 days later “before treatment kicked in”.

SKIN PROBLEMS and ALLERGIES

There were 14 reports of skin problems and/or allergies but there were several different problems included in this group.

Food allergies were reported by six owners (7%), although the symptoms such as diarrhoea or itchy skin were all resolved by changes to the diet. One dog also suffered from hot spots and seasonal allergens.

Skin problems were present in five dogs (5%), the most serious being a case of Atopic Dermatitis which had responded to immunotherapy injections. There was also one case of **flea allergy** and one **bacterial infection**.

Three dogs had had **yeast infections** in their paws which had cleared, and one other that indulged in “spaniel feet licking” with no success in finding the cause but with no complications.

ANAL GLAND PROBLEMS

There were 12 reports of dogs with anal gland problems which is 12% of the total number in the survey. Of these only two described the problem as ‘moderate’ and all the others were said to be ‘mild’.

Of the two more serious cases, one had had the anal glands removed and the other had had no recurrence after the glands were emptied under sedation.

One of the four dogs with mild symptoms had resolved the problem by change of diet; one was treated for an infection with no recurrence; and the other two only had problems in puppyhood.

The remaining five dogs were having the glands emptied regularly at intervals ranging from 2-3 weeks to bi-monthly.

OTHER DISORDERS

Of the other specific issues included under the heading General Disorders in this survey, there were **no reports of Panostenosis or prostate gland problems**.

Two dogs had a **cancer**: the first was a dog aged seven who had what the owner described as “Benign at rear end” which had no treatment just “observation”. The second was a bitch who had had vaginal tumours at 8 and 10 years, and also mammary tumours at age 10 all of which were surgically removed.

The following problems were reported by just one owner:

Exercise Induced collapse (EIC)	<i>“Presumed exercise Induced collapse. No other explanation found by vets. Only happens during time of extreme excitement”</i>
Hypothyroidism	Started at the age of nine years; this bitch also had intermittent and mild heart problems.
Fits	A two-year old bitch who “had them at 1 st whelping so spayed, but nothing since as far as we know.”
Steroid Responsive Meningitis	A two-year old bitch had problems walking and stiff neck. Made full recovery once given steroids.

AGGRESSIVE BEHAVIOUR

There were no reports of any Clumbers showing aggressive behaviour towards humans.

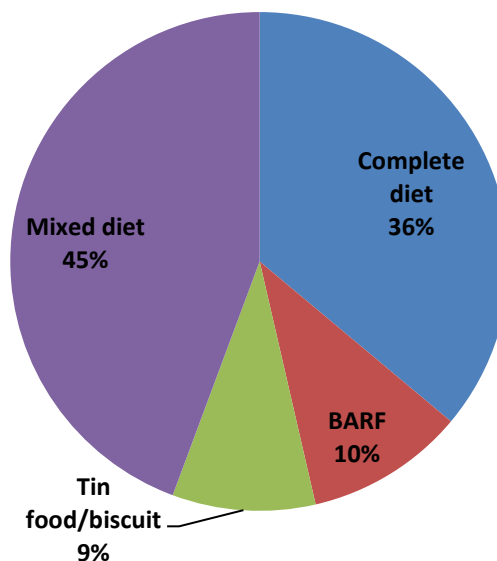
However four owners had made comments in this section. The ‘worst’ two comments were: “around food – easily managed” (bitch) and “Very strong willed, will at times have a go at other Clumbers” (bitch). Two other comments about bitches were “Can be nervous of strangers” and “Has low tolerance of other dogs sniffing and can freeze”.

On the other hand a dog was described as “Very laid back and gentle”.

FEEDING REGIME

Owners were asked to specify the diet fed to their dogs. Most (45%) were fed a mix of complete diet with added extras such as BARF (bones and raw food), mince, chicken etc., with complete diet alone as the next most popular food (36%).

One 15 year old bitch was allowed “whatever she feels like including MacDonalds!!!”



EXERCISE REGIME

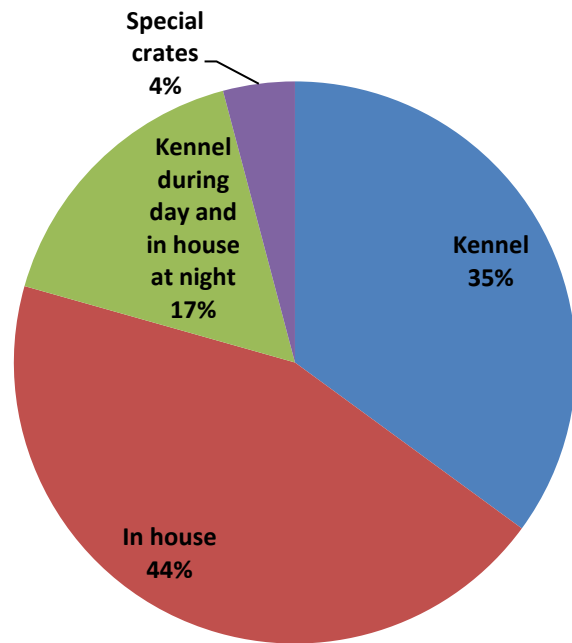
Responses to this question were in free text and therefore not easy to analyse. However the following points are of interest:

- 71% of dogs in the survey were taken on formal walks which varied from 4 miles plus 2-3 miles per day, to 20 minutes twice a day
- 25% of dogs had free running of which most were in owners field
- 6 dogs (7%) take part in shooting, though this could be under-reported given that there was no specific question on activities
- 2 elderly dogs of 14 and 15 years were allowed to do as much free running as they wanted to do
- 2 dogs (1 owner) do a lot of swimming in the summer
- 2 dogs (2 owners) attend Doggy Day Care

HOUSING

Most of the dogs in this survey (44%) were kept in the house with a further 18% sleeping indoors at night but in kennels during the day, of these two admitted to their dog sleeping on the sofa!

Four dogs were “crated in purpose built dog area at night” while the remaining 35% were kept in kennels.



Barbara Weston
March 2015